



# IDD Champions – Release of Comprehensive Study

---

Thank you for joining us!

# — Agenda

- **IDD Focus & An Engaged Ecosystem**
- **Survey Respondent Demographics**
- **Key Points From The Study**
- **What's Next?**
- **How YOU Can Make a Difference**
- **Q&A**



# IDD

**Intellectual and developmental disabilities are a diverse group of lifelong conditions that can significantly impact an individual's cognitive, physical, and social functioning.**

**These disabilities can manifest in various ways, affecting an individual's ability to learn, communicate, and independently perform everyday tasks. Individuals with intellectual and developmental disabilities often require specialized support and services to maximize their potential and live fulfilling lives.**



# IDD Champions



# IDD Ecosystem Engaged

- AACOG
- Alamo Area Community Network
- Autism Community Network
- Children's Association for Maximum Potential
- disABILITYsa
- Kinetic Kids
- Mission Road Ministries
- Reaching Maximum Independence
- Rise School of San Antonio
- Southwind Fields
- Special Reach
- TEAMability
- The Center for Health Care Services





# Community Study Results – High Level

With over 800 respondents, and nearly 500 completed surveys, we have the most comprehensive data in our community's history!

We'll start with demographics and lead into results.



Nearly 55% of the 884 people who started the survey finished (486 completions); 80% of respondents were caregivers



54.9% Completed the Survey

Type of Respondent	% of Responses
Caregiver	80.5%
Professional	9.9%
Community Member	6.2%

# Caregiver Demographics

## Household Income

**\$70,000**

reported, as  
compared to Bexar  
County's \$63K

## Zip Codes

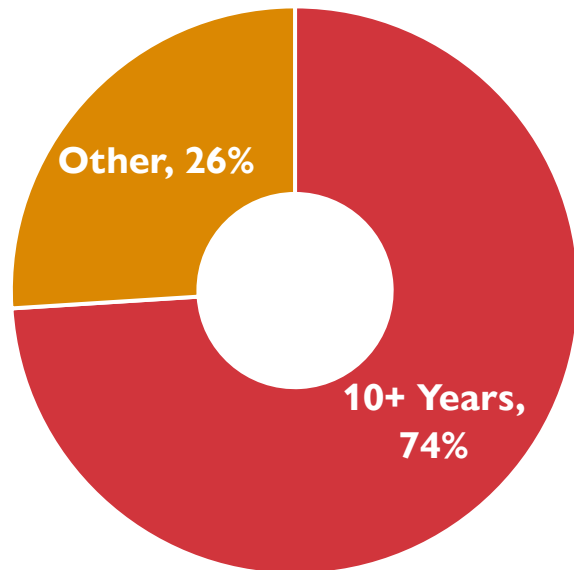
**Nearly all**

zip codes  
represented in  
responses

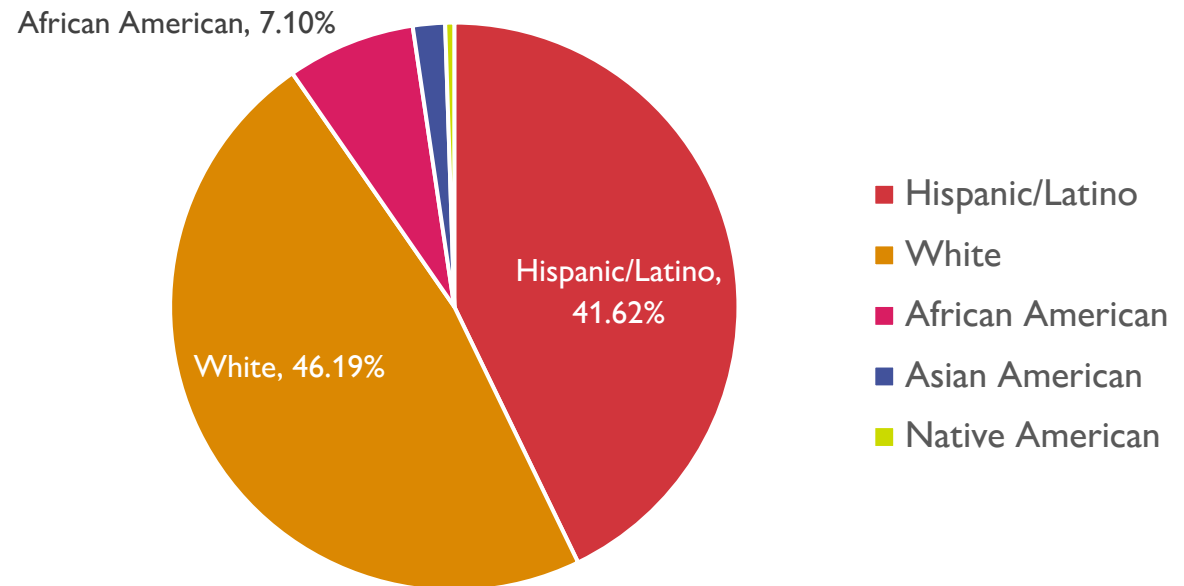
# Caregiver Demographics

- 74% have lived in our area for 10+ years
- Nearly 42% identify as Hispanic/Latino vs. 64% in Bexar County

## Years of Residence



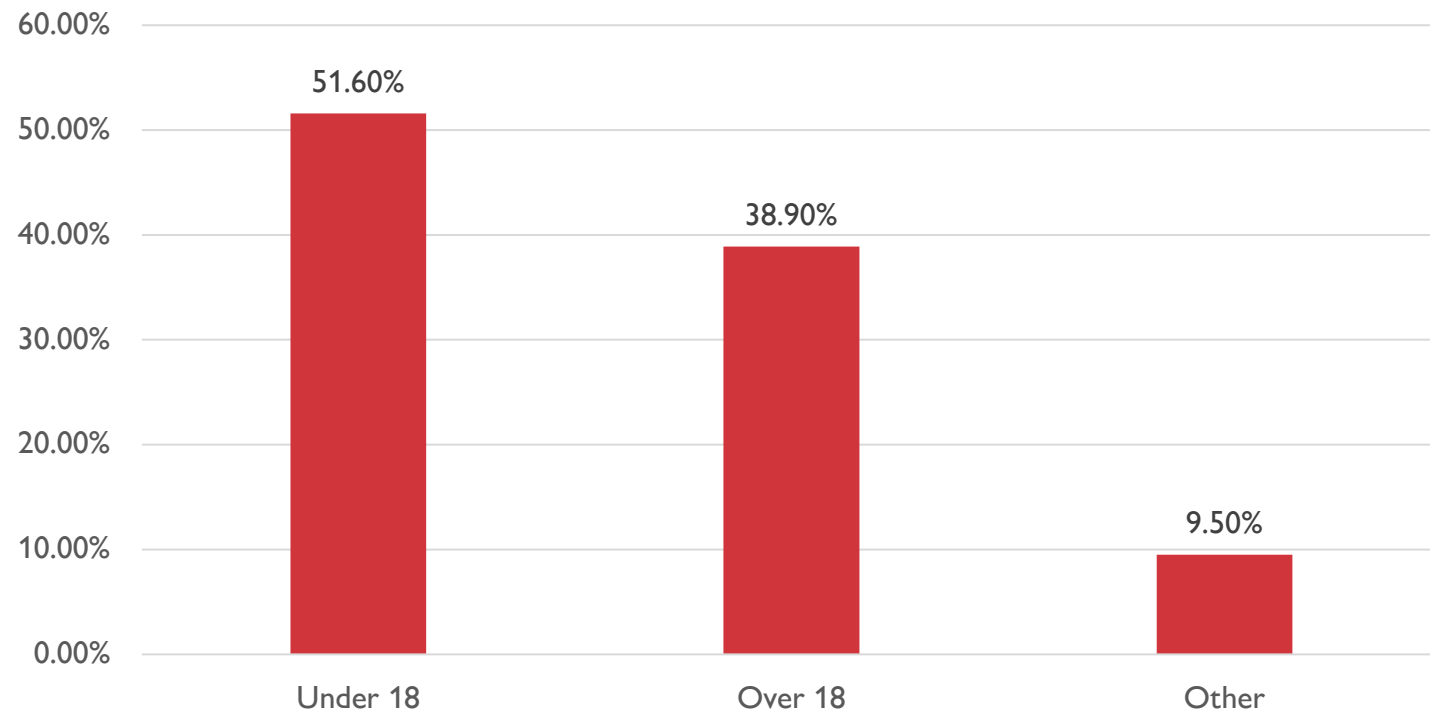
## Race/Ethnicity



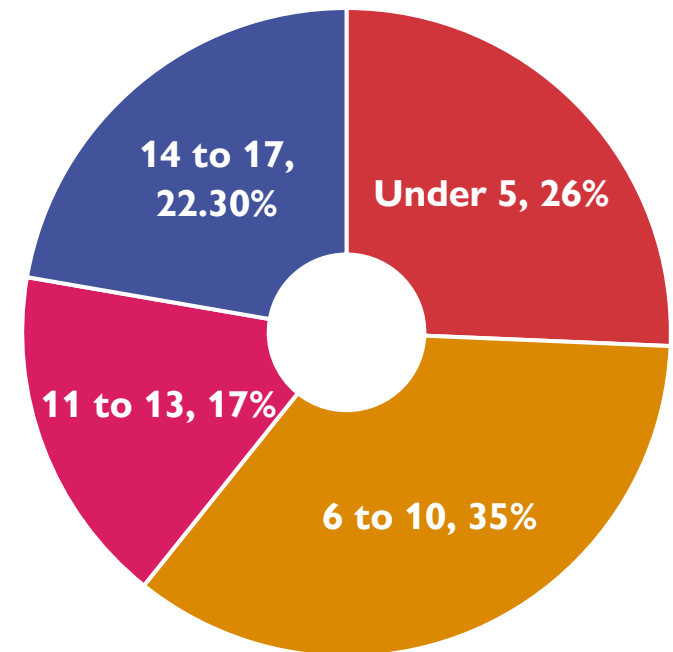
# Caregiver Demographics

- 90% of caregivers report being a parent
- 1 in 4 parents have a child under age 5

Individual with IDD Age



Children Ages






# Key Findings

Themes From Qualitative and Quantitative Results





# Key Finding

**Families ARE  
the System**

Parents and  
caregivers act as full-  
time care  
coordinators

Nearly 50% of  
respondents said  
coordination  
between service  
providers ineffective




# Key Finding

Delays  
Undermine  
Early Support

Parents often  
know there is a  
need, yet delays  
in diagnosis occur

47% report  
waiting a year or  
more for a  
diagnosis



# Key Finding

Access to Services  
is Delayed and  
Dependent on  
Privilege

Long waitlists are  
the norm; 75%  
report difficulty even  
finding services

Delays even longer  
for adults with IDD,  
rural families, and  
complex needs




# Key Finding

Respite and  
Socialization Are  
Under-Resourced

One in three  
caregivers have **NO  
ONE** to help them

Provider shortages,  
funding, or  
restrictive admission  
criteria are barriers



# Key Finding

Caregiving  
Carries  
Economic Costs

32% of caregivers  
had to leave a  
job, and 23%  
reduced hours

80% report  
difficulty in  
maintaining  
employment



# Key Finding

**Future  
Planning is a  
Source of Fear**

Over 80% of  
caregivers report  
having no plan for  
their loved one's  
adult care

Waitlists dominate  
this process without  
updates or guidance



# What's Next?

This is just the beginning! There is much work to do...



# Our First Signature Project!



# Priorities Defined by Nonprofits

<b>Short-Term (in six months)</b>	<b>Mid-Term (1 to 3 years)</b>	<b>Long-Term (3+ years)</b>
<ul style="list-style-type: none"><li>• Create guided resource directory</li><li>• Share study findings widely</li><li>• Create a centralized, living list of local waitlists and availability by service type</li></ul>	<ul style="list-style-type: none"><li>• Build an IDD Council for systems alignment and advocacy</li><li>• Create navigator programs and peer mentorship models for families</li><li>• Expand ECI awareness and referral systems; to include healthcare and early education settings</li><li>• Expand respite and individualized skills &amp; socialization services, especially for adults</li></ul>	<ul style="list-style-type: none"><li>• Establish real-time service dashboards</li><li>• Develop a countywide coordination infrastructure</li><li>• Invest in early intervention, workforce development and family-centered early supports</li><li>• Advance adult care planning, supportive housing, and caregiver compensation models</li></ul>

# Call to Action

- Scan the QR code to sign up:
  - Provide feedback to the IDD Champions
  - Attend our upcoming launch on 11/19 in partnership with SACRD
  - Attend medical community sessions in early 2026



# Questions?



# Thank you!

